

Online Resources from Home

Shibboleth Federated Access is used to access online resources such as **ebrary** and **BoB**.

Links to the College's online resources can be found in the **tabs along the information bar**.

Shibboleth allows you to access all the College online resources using the same username and password.

When you select a resource, you will be asked to **sign in with an organisation**. Type **Dundee College** in the box and press **Enter** or click **Search**.

The first time you login from your laptop or home PC, clicking **Search** should bring up a list; select **Dundee College**.

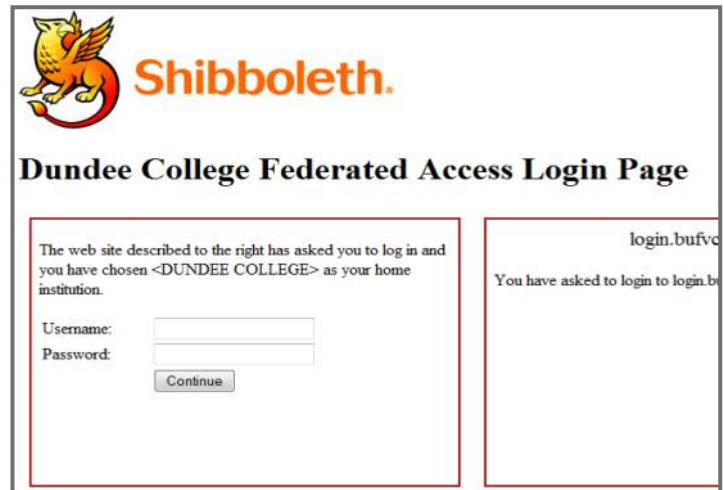
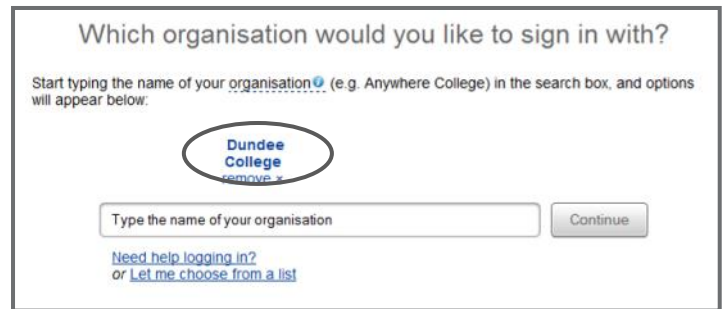
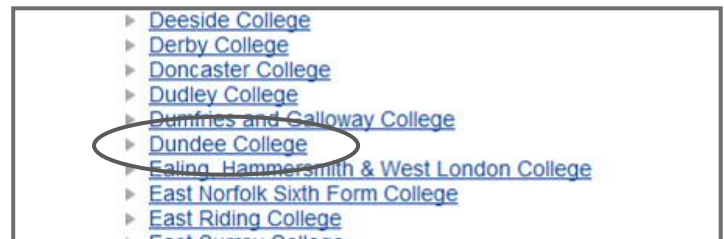

Your browser might remember you're from Dundee College, so the next time you access the online resources from home, there may be the option to click on **Dundee College**

Depending on the resource, you could be taken straight into it.

If you see this login screen, enter your **College username** and **College password**, the details you use to login to the PCs in College.

The username and password required are your **College network username** and **password**. Your **username** is your **7-Digit College ID Number**, which can be found on your NEC card. Your **password** is your **College password** you created.

Depending on the resource you're trying to access, logging in might vary. Always look for the **Shibboleth** or **UK Federated Access** option.



Library & Learning Hubs user guides